

BOOKR

CLASS

# Summer Reading Camp





## Welcome to BOOKR Class's Summer Reading Camp!

Pack your virtual suitcase for eight weeks of stories, crafts, and playful discovery. Each themed week – *Friends Forever*, *Active Adventures*, *Wild Wonders*, *Feelings Fiesta*, *Global Explorers*, *Hobby Haven*, *Science Lab*, and *Creative Expressions* – comes with its own bundle of leveled book recommendations, printable worksheets, and step-by-step project ideas that keep little learners reading, thinking, and creating all summer long. Simple icon guides show you exactly what's inside every activity set, so parents and teachers can dive in with zero prep and maximum fun. Whether children are decoding their first sentences or racing through chapter books, the camp's mix of “read, craft, play” moments makes literacy an adventure they'll look forward to every day.

### SUMMER SPECIAL

Save an extra **20%** on any package with code **START20** at  
<https://bookrclass.com/shop/>

### LITTLE HELP WITH THE ICONS



recommended  
books



printable  
worksheet



project idea  
& tutorial

## CONTENTS

Welcome to BOOKR Class's Summer Reading Camp! 2

Contents 3

### Week 1: Friends Forever

-  Book Recommendations 6
-  Friends Forever Maze 7
-  Best Friend Scrapbook 8


### Week 2: Active Adventures

-  Book Recommendations 10
-  Active Adventures Word Search 11
-  Treasure Map 12

### Week 3: Wild Wonders

-  Book Recommendations 14
-  Wild Wonders Puzzle 15
-  Chameleon 18

### Week 4: Feeling Fiesta

-  Book Recommendations 20
-  Feeling Fiesta Faces 21
-  Feelings 22

## Week 5: Global Explorers

 Book Recommendations	24
 Story Cube	25

## Week 6: Hobby Haven

 Book Recommendations	27
 Hobby Haven Path	28

## Week 7: Science Lab

 Book Recommendations	30
 Science Lab Matching	31

## Week 8: Creative Expressions

 Book Recommendations	33
 Creative Expressions Art	34



**Week 1**

# **Friends Forever**





# Book Recommendations

Week 1 / Friends Forever



## FRIENDS

A little girl comes to the United States from a foreign country, and with the help of her delicious lunch, makes friends.



## THE GRASSHOPPER AND THE FROG

The grasshopper and the frog are good friends. One day, they have dinner together. But eating together is not fun for the frog...



## THE HORSE RACE

Tere wakes up early. It's a nice day. She dresses up and puts on her boots. She is ready to go to the barn. Her friends are ready for a horse race, but something happens...



## FRIENDS FOREVER

Kieran and Zoe are best friends, they like playing together. What happens when Kieran's family moves away? Read with us!




## A FRIENDSHIP YARN

Porcupine and Badger have always been the best of friends, so when Porcupine finds some yarn in the woods, she makes a present for Badger. And when Badger finds yarn, she makes a present for Porcupine. The only problem? It's the same yarn!



# Friends Forever Maze

Bo Bunny is lost. Help him find his best friend.





# Best Friend Scrapbook

Week 1 / Friends Forever



**Scan to watch  
the Video Tutorial**



## Hi Besties

Today, we're making a Best Friend Scrapbook to capture our amazing memories! Let's get started!

**Step 1:** gather A5 sized papers, use as many as you like. More pages mean more memories!

**Step 2:** Cut the edges into fun designs like scallops, waves or zigzags. Use colorful paper for a vibrant look!

**Step 3:** align all the pages. Use a hole punch to make two holes along the left side.

**Step 4:** thread a string or ribbon through the holes and tie it securely.

**Step 5:** glue a picture of you and your friends on the cover, add a title like 'Friendship Memories'.

**Step 6:** decorate the cover with glitter, stickers and drawings.

**Step 7:** dedicate one page to each friend, write their name at the top and glue a picture below.

Include these details about each friend:

- birthday
- favorite color and animal
- and a special memory

**Step 8:** decorate each page with drawings and stickers and add any final decorations.

Happy Scrapbooking!



**Week 2**

# **Active Adventures**





# Book Recommendations

Week 2 / Active Adventures



## NINJA QUEST

Where is the katana? The ninja can help! He can find the katana! How? Read and find out!



## ALIEN ADVENTURE

Cosmo and Nova live on a mountain. Nova reads a lot and Cosmo travels a lot. One day, Nova sees a picture in one of his books. This is the start of their adventure.




## LET'S DO SOMETHING!

Have you ever been bored? Well, Ink, Wink and Blink are all bored too! What do you think? Will they still be bored when they meet up?



## LITTLE RED BASEBALL CAP

Once upon a time there lived a girl in a big city. When she was a baby, her grandma gave her a red baseball cap. She wore the cap every day, so the people called her Little Red Baseball Cap. Follow her on a beautiful summer day into the forest.



## JANINE AND THE FIELD DAY FINISH

Today is field day! Even though Janine is not good at sports, she is ready to compete and cheer everyone on. Can she teach her classmates that being a winner is not always about being number one?





# Active Adventures Word Search

Can you find these sports?

B	V	O	L	L	E	Y	B	A	L	L	P
G	U	G	O	L	F	T	V	G	S	H	B
H	J	A	D	B	I	J	A	R	T	S	A
A	H	T	E	N	N	I	S	B	G	U	S
N	O	V	V	U	O	M	P	I	F	R	K
D	C	B	S	K	I	I	N	G	T	F	E
B	K	A	L	M	N	G	R	T	C	I	T
A	E	F	O	O	T	B	A	L	L	N	B
L	Y	P	R	M	T	T	U	M	J	G	A
L	C	S	C	Y	C	L	I	N	G	L	L
S	B	A	S	E	B	A	L	L	E	Y	L
H	G	S	W	I	M	M	I	N	G	J	O


FOOTBALL	BASKETBALL	TENNIS
GOLF	SWIMMING	SURFING
CYCLING	SKIING	BASEBALL
HOCKEY	VOLLEYBALL	HANDBALL





# Treasure Map

Week 2 / Active Adventures



**Scan to watch  
the Video Tutorial**



## Ahoy kids!

Let's make our pirate treasure map!  
We need one brown grocery paper bag,  
waterproof markers, water in a bowl,  
and a tray for drying.

First, let's tear the bag down.  
Use the side that doesn't have any writing on it.  
Now, tear it all along the edges.

Now it's time to draw!  
First, draw the compass and mark the corners.  
Next, draw the details of your treasure map.  
You can either go outside to the garden or a  
park and try to draw what is there, or just make  
up your own magical land.  
Don't forget: X marks the treasure spot!

To give it a really aged and authentic look,  
crumple it up! Then soak it in a bowl of water  
and crumple it again. Unfold it on a tray and  
wait a few hours till it's completely dry.

Ready for an adventutre?

**Week 3**

# **Wild Wonders**





# Book Recommendations

Week 3 / Wild Wonders



## RACCOON IN THE DARK

Look at this gray animal. He's a raccoon.  
Raccoons are very funny animals.  
How do they live? What do they do?



## MY BOOK OF AUSTRALIAN ANIMALS

Hi, I'm Toby. I'm from Australia. I travel and I watch the animals.  
The platypus is my favorite animal. But there are kangaroos too!  
And a lot more animals!



## OLIN'S SECRET

Olin is a very nice octopus. He helps all the sea animals.  
He is smart, strong, soft and he has ink. What else?  
What is his secret?



## RED PANDA IN BIG TROUBLE

We are in Asia. This is a nice forest. And this is Xiao, the red panda.  
He is looking for good food. Xiao loves bamboo, but it is far away...  
What can he do now?



## OPERATION PHOTOBOMB

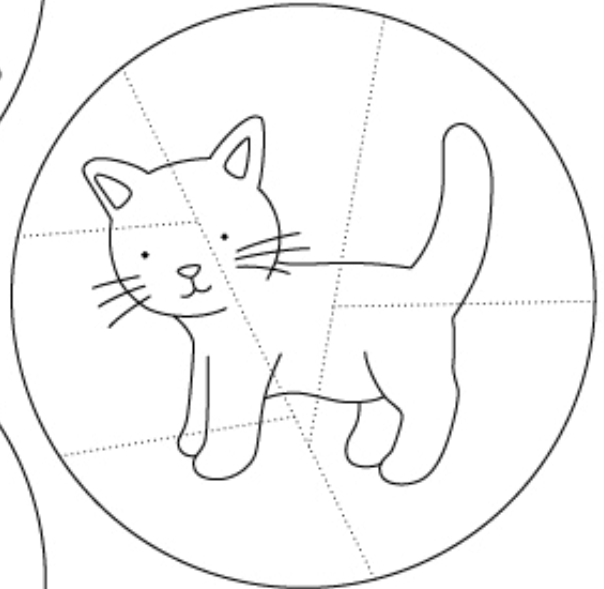
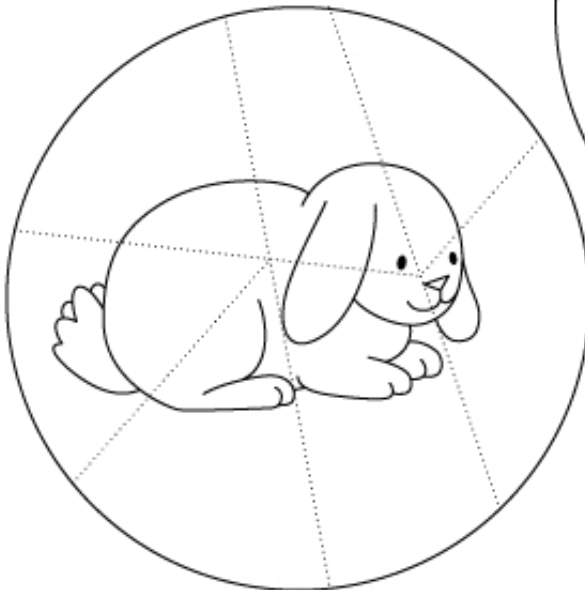
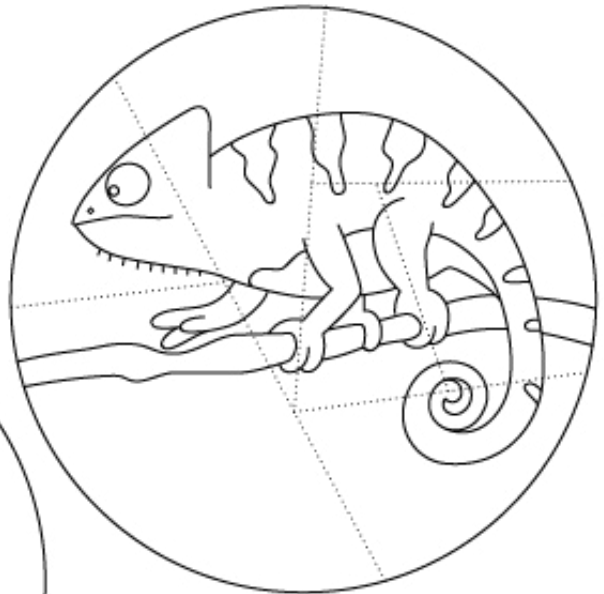
When Monkey finds a camera, Chameleon discovers that he loves to photobomb everyone! But Chameleon's photobombing starts to drive the other animals bananas. Can they find a way to stop him?





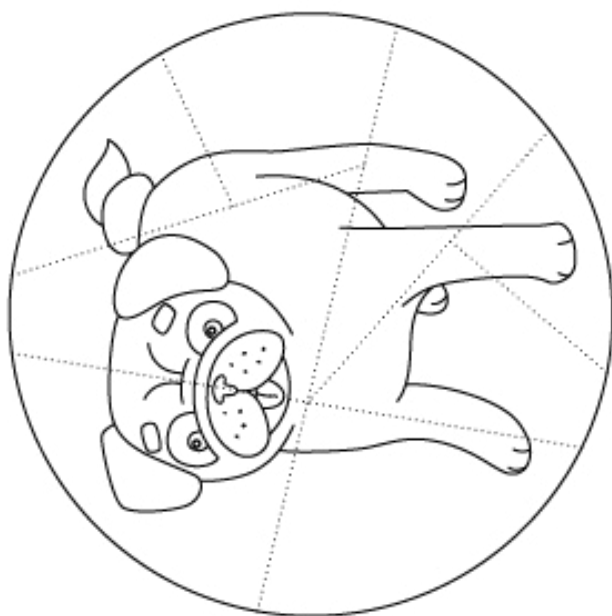
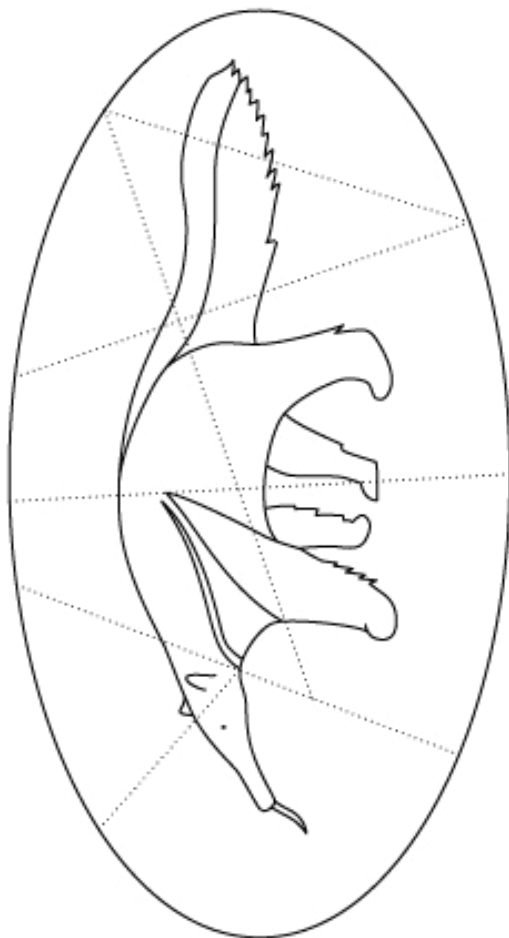
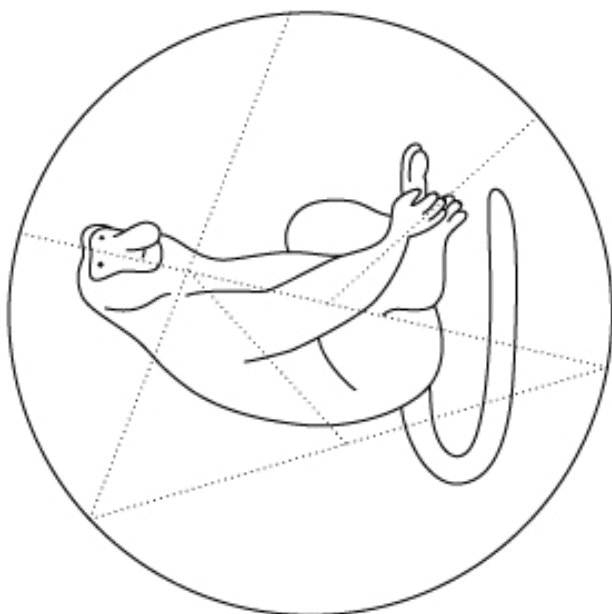
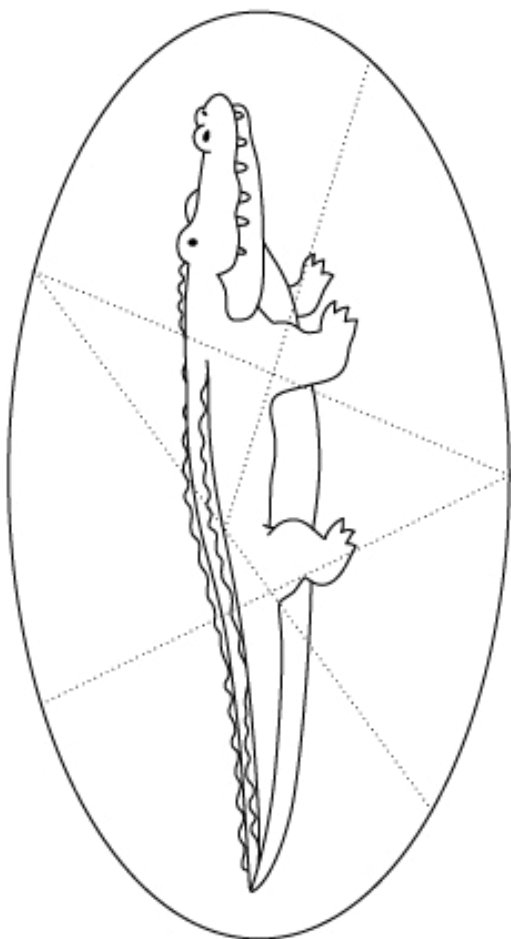
## Wild Wonders Puzzle

Color the pictures. Then cut them up and do the puzzles.











# Chameleon

Week 3 / Wild Wonders



**Scan to watch  
the Video Tutorial**



## Hello, explorers of the wild!

Let's create a magical color changing chameleon!

We need two paper plates, a pair of scissors, paint, a brush, and a split pin or a small piece of plastic covered wire.

First, draw a chameleon outline on your first paper plate. Once you're happy with your outline, carefully cut it out.

Next, take your second paper plate and paint it with all the colors of the rainbow. Be as creative and colorful as you like. Make sure to cover the entire plate.

Once the paint has dried, place the plate with the chameleon outline on top of the painted plate. Use a split pin or a small piece of plastic covered wire to connect them through the middle.

Now, watch your chameleon change colors as you spin the painted plate.

Ready to bring your chameleon to life?

**Week 4**

# **Feelings Fiesta**





# Book Recommendations

Week 4 / Feelings Fiesta



## PANDA PANDA - MY FEELINGS

Beau is happy, Dot is hungry. How do you feel?



## A HAPPY BANANA

My name is Bathilda. Hello!  
I'm a banana: long and yellow.



## WHY ELEPHANTS CAN'T FLY

Do elephants have wings? No, but a long time ago they had four. What happened to them? Why do they not have wings now? Read the story to find out.



## CACTUS HOME

Hello, I'm Clayton the cactus. I live here with my grumpy family. I don't like grumpy cacti. I mustn't be grumpy. I must be nice. Look! What is that?



## JANINE

Janine dresses differently, remembers random facts, and reads the dictionary for fun. Some kids want her to change. Will Janine try to be more like them or stay true to her spectacular self?












# Feelings Fiesta Faces

How are you feeling?

Cut the eyes and mouths and make faces.





# Feelings

Week 4 / Feelings Fiesta



**Scan to watch  
the Video Tutorial**



## Hello campers!

Today, let's explore our emotions through art! We'll make expressive art pieces using large white sheets of paper, paint, markers, and various materials like glitter and pom-poms.

**Step 1:** Draw a large, round face in the middle of each sheet.

**Step 2:** At the bottom of each sheet, write one of your emotions. For example:

- Me when I'm in Love
- Me when I'm excited
- Me when I'm sleepy

**Step 3:** Add facial expressions the match each feeling:

- Dreamy eyes and a big smile
- Wide eyes and an open mouth
- Droopy eyes and a yawning mouth

**Step 4:** Bring your faces to life with different materials:

- Add glitter to make the eyes sparkle.
- Use paint to color the cheeks.
- Stick buttons as eyes or pom-poms as noses.
- Use markers to add hair, hats or other details.

**Step 5:** Let everything dry if you used glue or paint.

**Step 6:** Display your artworks and share the stories behind each face. Discuss how these feelings make you act and look.



**Week 5**

# **Global Explorers**





# Book Recommendations

Week 5 / Global Explorers



## HOW BEAR LOST HIS TAIL

One day Bear meets Fox. Fox has many fish. Bear and Fox talk, but... how did Bear lose his tail? Read the story and find it out.



## MA LIANG'S MAGIC PAINTBRUSH

Ma Liang is a poor man. He likes to paint. One day, he finds a magic paintbrush on a table. Why is it magical? What does he do with it? Find out!



## PETER PAN – PART 1

Wendy, John and Michael live in London. They play pirates and Indians and fight in their room. But one day, Peter Pan visits them. He takes the children to Neverland to meet real pirates...



## CACTUS HOME

Hello, I'm Clayton the cactus. I live here with my grumpy family. I don't like grumpy cacti. I mustn't be grumpy. I must be nice. Look! What is that?




## THE NIAN MONSTER

The legendary Nian monster has returned at Chinese New Year. The old tricks to keep him away don't work on Nian anymore, but Xingling is clever. Will her quick thinking be enough to save the city from the Nian Monster?



## Story Cube

Cut out and glue the sides of the story cube together. Then, roll the cube and start the story based on the picture that lands on top. Roll the cube again to continue the story.





**Week 6**

# **Hobby Haven**





# Book Recommendations

Week 6 / Hobby Haven



## GONDRI, THE BLACK DOG

What does Gondri like doing?  
Open the book and read about him!



## BIG SMILE ALICE

I'm Big Smile Alice from Alabama.  
I love my mom, my sister and grandma!  
My legs aren't short – they're... What?  
Read the poem and find out.



## CLUBS AND HOBBIES

The new school year is starting today. The kids need  
to choose a new hobby. But there are a lot of clubs...  
How can they choose the best?



## MY HORSE'S BLANKET

Star, Rainbow and Flower are beautiful horses. They get nice  
new blankets for the night. In the morning, one blanket is missing...  
Where is it?



## THE SECRET LIFE OF A UNICORN

Hi there! My name is Rainbow! I am a unicorn, and I do magic  
all the time. But I have hobbies too, just like you! Let me show you!



**BOOKR**  
CLASS



**Week 7**

# Science Lab



**BOOKR SUMMER**

**READING  
CAMP**

**BOOKR**

CLASS



# Book Recommendations

Week 7 / Science Lab



## WALTER'S TRIP

Walter is a waterdrop. He likes trips. He goes up and down, in the clouds and into the ground. Do you know about his trip?



## EXPLORER OF PLANET LANVEON

We want to learn about Planet Lanveon. We need an explorer. A person? No! Not a person! A strong robot!



## BACTERIA? BE SMART!

Bacteria are small and they're everywhere! Some are good, some are bad. Bad bacteria are germs. What can we do with them? Be SMART! How? Read the book and find out!



## FRIENDS FOREVER

Kieran and Zoe are best friends, they like playing together. What happens when Kieran's family moves away? Read with us!




## CATS RULE!

Welcome to this meeting. So here is the plan. We want to rule the world. First, we start with an easier place, quietly. It is the Arctic or the Antarctic. We are here today to decide...



# Science Lab Matching

What's in a science lab? Match the things. What is left?





**Week 8**

# **Creative Expressions**







# Book Recommendations

Week 8 / Creative Expressions



## A COLORFUL ADVENTURE

Helen and Hercules are on their way home.  
What do they see? Colors everywhere!



## A HAPPY BANANA

My name is Bathilda. Hello!  
I'm a banana: long and yellow.



## WHY ELEPHANTS CAN'T FLY

Do elephants have wings? No, but a long time ago they had four.  
What happened to them? Why do they not have wings now?  
Read the story to find out.



## CACTUS HOME

Hello, I'm Clayton the cactus. I live here with my grumpy family.  
I don't like grumpy cacti. I mustn't be grumpy. I must be nice.  
Look! What is that?



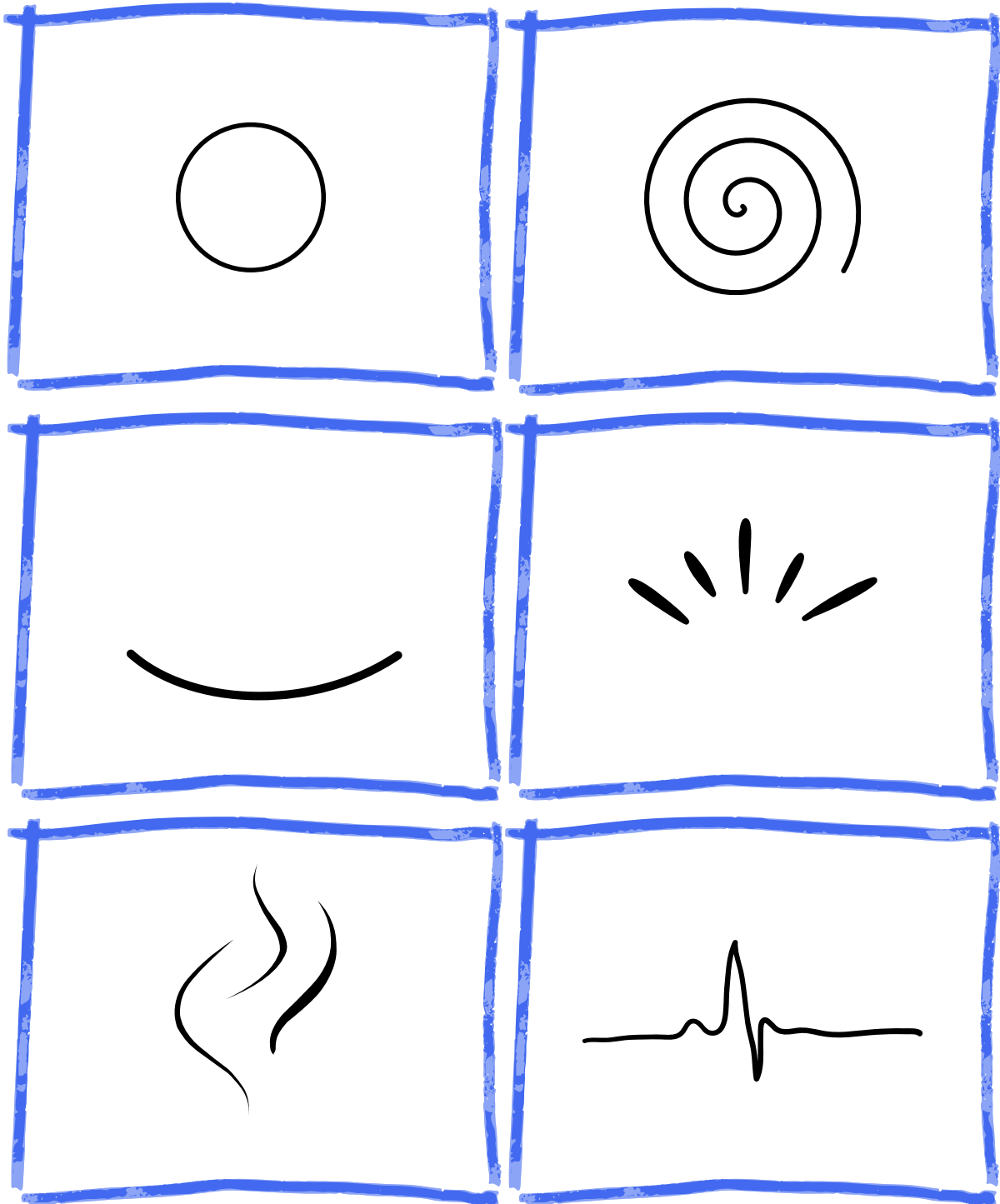
## JANINE

Janine dresses differently, remembers random facts, and reads  
the dictionary for fun. Some kids want her to change. Will Janine  
try to be more like them or stay true to her spectacular self?



# Creative Expressions Art

Look at the lines. What can you draw from them?  
Finish the pictures.





## CLASS

For more information, tips, and resources, visit our website at **[www.bookrclass.com](http://www.bookrclass.com)**